



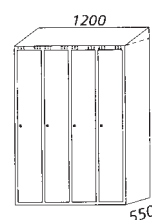
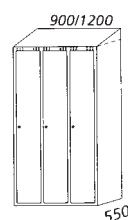
G LOCKERS



G41

Blika lockers are tested over the years and continually adjusted, which means they are made very solid, functional and with long lifetime. Practical ventilation openings in the upper part of the locker are not only functional, but also add extra dimension to design of the locker. The doors are made from two plates. So called double doors are with rubber stoppers for silent closing and with massive stabilisation door stop and with inner hinges.

Lockers G and GS



Cabinet height without legs: Flat top 1740 mm and sloping top 1940 mm. Depth 550 mm.

Width of cabinet mm	300	400	600	800	900	1200	1200
Column width mm	300	400	300	400	300	400	300
Internal dimensions HxW mm	1660 x 230	1660 x 330	1660 x 230	1660 x 330	1660 x 230	1660 x 330	1660 x 230
Type G flat top	G 11-3055	G 11-4055	G 21-3055	G 21-4055	G 31-3055	G 31-4055	G 41-3055
Type GS sloping top	GS 11-3055	GS 11-4055	GS 21-3055	GS 21-4055	GS 31-3055	GS 31-4055	GS 41-3055



Standard equipment and accessories

■ Standard ○ Accessories

	Charging lockers	G/GS	GD/GDS	GDT/GDTS	GB/GBS	GBF/GBFS	EBF/EBFS	GZ/GZS	RS/RSS	ST/STS	PF	MB	VISION	Golf lockers
 Straight top	■	■ (G)	■ (GD)	■ (GDT)	■ (GB)	■ (GBF)	■ (EBF)	■ (GZ)	■ (RS)	■ (ST)	■	■	■	■
 Sloping top 20% slope - 200 mm higher rear edge	○	■ (GS)	■ (GDS)	■ (GDTS)	■ (GBS)	■ (GBFS)	■ (EBFS)	■ (GZS)	■ (RSS)	■ (STS)	○			
 Without legs	■	■	■	■	■	■	■	■	■	■	■	■	■	■
 Plate legs H: 120 mm	○	○	○	○	○	○	○	○	○	○	○			
 Galvanized Closed plinth H: 120 mm	○	○	○	○	○	○	○	○	○	○	○		○	
 Pipe plinth H: 350 mm	○	○	○	○	○	○	○	○	○	○				
 Pipe plinth w/ bench H: 350 mm, Bench D: 300 mm	○	○	○	○	○	○	○	○	○	○				
 Wall hanging	○	○	○	○	○	○	○	○	○	○		■	○	○
 Wall hanging with bench D: 300 mm	○	○	○	○	○	○	○	○	○	○				
 Padlock	■	■	■	■	■	■	■	■	○	○	○	■○	■	■○
 Cylinder locks	○	○	○	○	○	○	○	○	■	■	■	■○	○	■○
 Currency / Deposit-payment lock	○	○	○		○	○	○	○					○	
 Manual code locks	○	○	○	○	○	○	○	○	○	○	○	○	○	
 Electronic code locks	○	○	○	○	○	○	○	○	○	○	○		○	○
 Single plate door	■	○	■○	■	■○	○		○	■		■	■○		■
 Double plate door	○	■	■○		■○	■	■	■		■		■○		

	Charging lockers	G/GS	GD/GDS	GDT/GDTS	GB/GBS	GBF/GBFS	EBF/EBFS	GZ/GZS	RS/RSS	ST/STS	PF	MB	VISION	Golf lockers
	Veneer / laminates / painted MDF doors	○	○	○		○		○				○	■	
	Acrylic doors				○	○								
	Sound proofed doors		○	○		○								
	Protect against vandalism						■							
	Letter slot H: 30 mm, W: 214/314 mm	○	○	○	○	○			○		■			
	Door stop	■	■	■	■	■	■	■		■	■			■
	Hanging rail with 2 double hooks		■	■	■	○	○	○	■				■	○
	Towel hook		■	■	■				■					■
	Shelves 1/1		○	○	■	○	○	○					○	○
	Shelves 3/4		■	○	■	○	○	○					■	○
	Divider		○	○	○								○	
	Bookshelf				○	○	○						○	○
	Galvanized shoe shelf		○	○	○									
	Power outlet	■	○	○	○		○	○						
	Thermal ventilation*	■	■ (G/GS)	■ (GD/GDS)	■ (GDT/GDTS)	■ (GB/GBS)	■ (GBF/GBFS)	■ (EBF/EBFS)	■ (GZ/GZS)	■ (RS/RSS)	■ (ST)		■	■
	Mechanical ventilation	○	■ (GS)	■ (GDS)	■ (GDTS)	■ (GBS)	■ (GBFS)	■ (EBFS)	■ (GZS)	■ (RSS)	■ (STS)	○		

* Ventilation on page 76.



Standard colours



RAL 7035
Light grey



RAL 5017
Traffic blue

Stocked colors (additional price)



RAL 9010
Pure white



RAL 1015
Light ivory



RAL 7036
Platinum grey



RAL 7024
Graphite grey



RAL 9005
Jet black



RAL 1004
Golden yellow



RAL 3003
Ruby red



RAL 3020
Traffic red



RAL 5001
Green blue



RAL 6025
Fern green

Stocked laminate colors (additional price)



W 450



ARAP 138



F 2296



406 Lucida



F 6466



F 7961



F 2770



F 6467



879 Lucida



F 6468



K 1834



F 7853



F 7884



F 1485



K 1238



K 3210

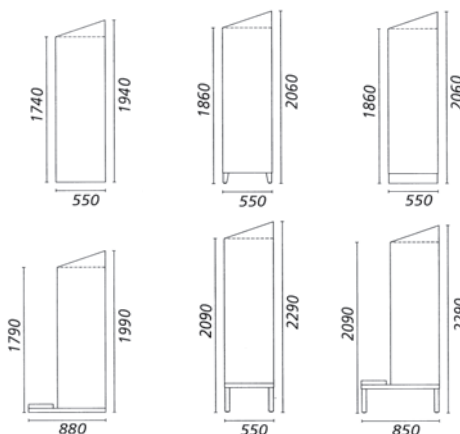
Other door variants, such as compact laminate, can be produced on request. It is possible to choose any other RAL or NCS colors at an additional price.

Abbreviations and dimensions

H: = Height, W: = Width, D. = Depth,
mm = millimeter, Ø. = diameter.

Unless otherwise specified, all dimensions are in mm.

Reservations are made for printing/typing errors, obsolete items and deviations in product photos or specifications.

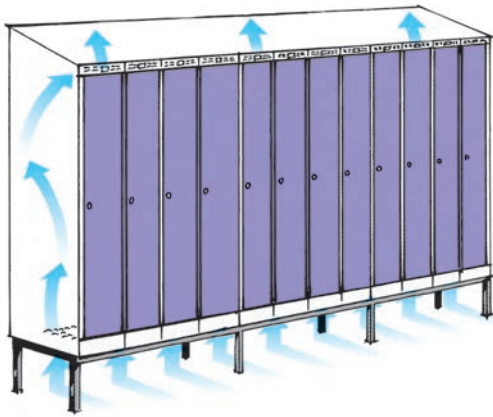


Model GDTS (sloping top) is 2 cm lower on the back edge and 5 cm less deep than GS.



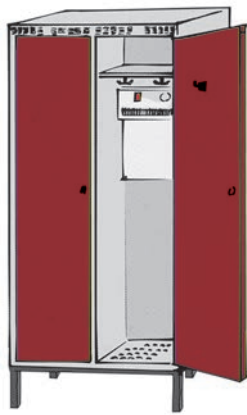


VENTILATION SYSTEMS



Blika standard ventilation

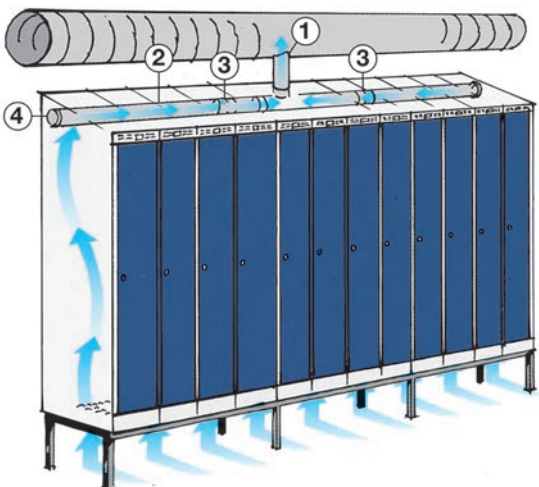
Blika lockers are ventilated with ordinary thermal ventilation. The air enters the locker through the perforated base and escape through the ventilation punching above the door. This eliminates moist and repellent smell from working clothes.



Type A, Blika individual solution. Mechanical thermal drying

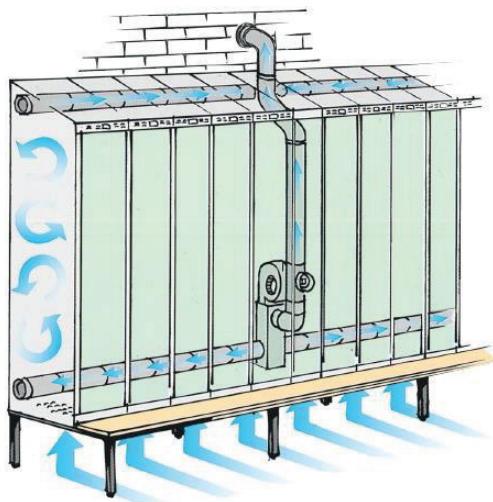
With the Blika drying element, which is an adjustable, moisture controlled hot-air blaster, quick and very efficient individual drying of even wet working clothes is achieved for small installation costs.

The energy consumption is also low as drying takes place only when certain moisture is reached inside the locker. The system is mounted in every single locker and is particularly suited where a smaller number of employees work outside or in wet rooms.



Type B, Blika ventilation, external, mechanical ventilation

The ventilation pipes in the lockers are connected to the ventilation system in the building and thereby create an underpressure in the lockers. This secures that repellent smell from dirty and moist working clothes is eliminated. Blika lockers type GS, GDS and GDTS are prepared for mounting of this solution. Blika can supply all pipe variations that are needed up till the pipe system outlet from the locker. The customer informs us of where the lockers are erected and where the outlets are to be placed. Then we supply the necessary number of pipes with ventilation holes, connectors, endplates and tees. The air capacity of the ventilation system must be 33 m³/h per linear meter locker. The max reach is 3 meter on each side of the outlet.



Type C, Blika mechanical drying ventilation. Re-circulation

With stepless, variable re-circulation a larger drying effect and energy-efficient ventilation of the locker is achieved. This results in both better drying of the clothes and daily airing of the room. If extra and quicker drying effect is needed, the heating element is connected and the temperature of the circulation air is raised up to 23°. The ventilator parts blow a strong, pre-heated air through the pipe in the base of the lockers. The over-pressure is then sucked out of the locker through a pipe in the top. The main part of the air sucked out of the lockers is re-circulated and an adjustable amount of air is passed out via the ordinary airing system. To utilise the full effect of the solution the lockers should be mounted with a drying rack, shoe rack and extra hooks. This allows high drying efficiency for small operation costs.

Technical data

	Type A	Type C
Electrical connection	220 V w/earth	220 V w/earth
Total efficiency	535 W	148/2820 W
Ventilation	25 W	148 W
Heat	500 W	2000 W
Capacity	100 m3/t	515 m3/t
Width	27,2 cm	20 cm
Height	56 cm	194 cm
Depth	9,5 cm	55 cm
Adjustable hygostat control within 30-80 % RH	Yes	No
Temperature area		
Thermostat TCO protection against thermal overload	Yes	Yes
Other	Independent of ventilation system	Connect to ventilation system